

## Gene Design Kft. által kifejlesztett termékcsalád

### Lokalizációs Plazmidok

Különböző magi lokalizációkat megjelenítő plazmid család. A plazmidok a Gene Design Kft saját fejlesztését képzik, olyan fluoreszcens fúziós fehérjéket kódolnak, amelyek emlős sejtekben eltérő magi lokalizációkat hoznak létre. Ezeknek a plazmidoknak a segítségével vizualizálni lehet a magot, akár mint fluoreszcensen világító, akár mint a környező világító citoszólban egy sötét objektumot. A konstrukciók ugyanígy jelölik a sejtmagvacskát is a magon belül, továbbá mind passzív, mind aktív magi transzportot képviselnek. Ezáltal nemcsak segítenek egy vizsgálandó fehérje sejtbeli lokalizációjának bizonyításában, hanem lehetőséget nyújtanak a sejtmagba jutás (aktív vagy passzív) mechanizmusának azonosítására is ezeknek a plazmidoknak a vizsgálandó fehérjével való co-transzfekeciója által. Külön érdekessége a termékcsaládnak a YFP-Sho-GPI konstrukció, amely kettős lokalizációt mutatott minden tesztelt emlős sejtben: sejtmagot és membránt.

**pSS(sho)-EYFP(ML)-GPI(sho) plazmid információs adatlap**

Katalógusszám: GD/PI/0030



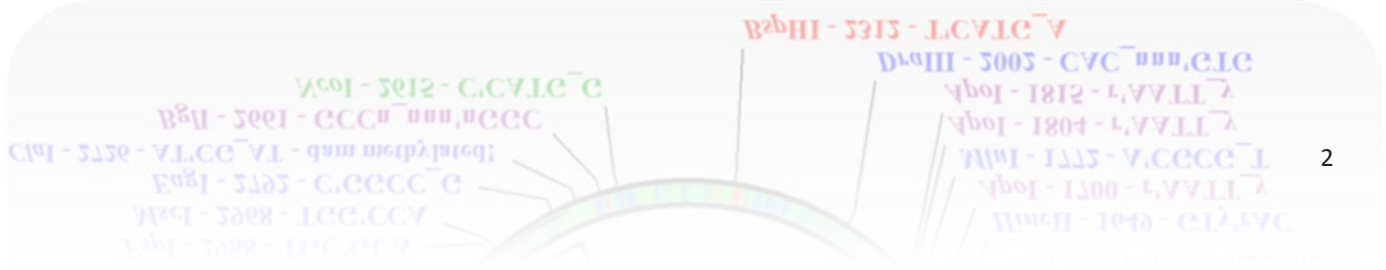
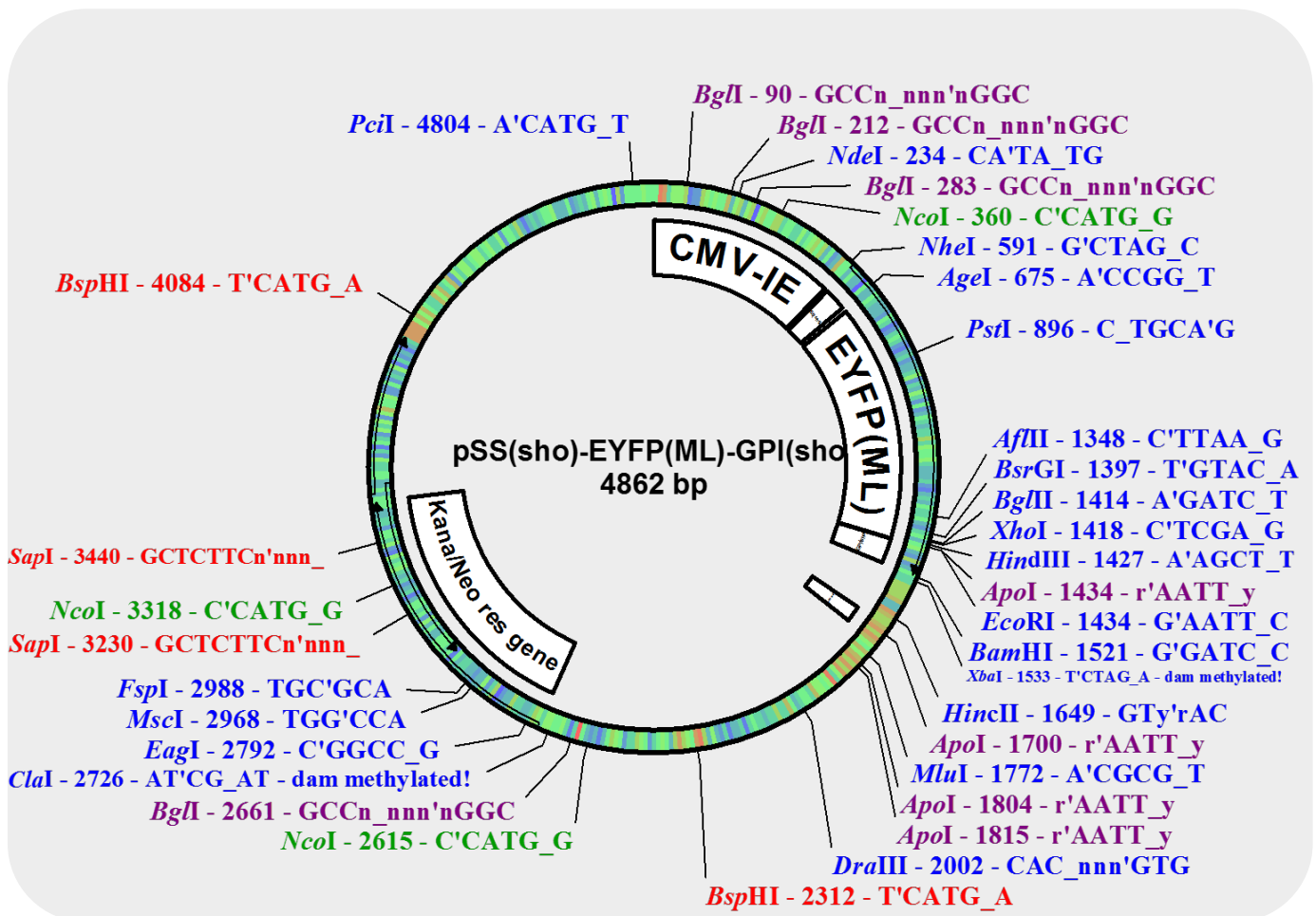
**Leírás:** SS(sho)-EYFP(ML)-GPI(sho) fehérjét kifejező pEGFPC1 vektor

**Méret:** 4862 bp

**Plazmid típus:** pEGFPC1 emlős expressziós vektor

**Rezisztencia marker:** Kanamicin / Neomicin

**Plazmid térkép:**



**Plazmid szekvencia:**

```

1 TAGTTATTAA TAGTAATCAA TTACGGGGTC ATTAGTTCAT AGCCCATATA
51 TGGAGTTCCG CGTTACATAA CTTACGGTAA ATGGCCCGCC TGGCTGACCG
101 CCCAACGACC CCCGCCATT GACGTCAATA ATGACGTATG TTCCCATAGT
151 AACGCCAATA GGGACTTTCC ATTGACGTCA ATGGGTGGAG TATTTACGGT
201 AAACTGCCCA CTTGGCAGTA CATCAAGTGT ATCATATGCC AAGTACGCCC
251 CCTATTGACG TCAATGACGG TAAATGGCCC GCCTGGCATT ATGCCCAGTA
301 CATGACCTTA TGGGACTTTC CTACTTGGCA GTACATCTAC GTATTAGTCA
351 TCGCTATTAC CATGGTGATG CGGTTTTGGC AGTACATCAA TGGGCGTGGA
401 TAGCGGTTTG ACTCACGGGG ATTTCCAAGT CTCCACCCCA TTGACGTCAA
451 TGGGAGTTTG TTTTGGCACC AAAATCAACG GGACTTTCCA AAATGTCGTA
501 ACAACTCCGC CCCATTGACG CAAATGGGCG GTAGGCGTGT ACGGTGGGAG
551 GTCTATATAA GCAGAGCTGG TTTAGTGAAC CGTCAGATCC GCTAGCCACC
601 ATGAACTGGA CTGCTGCCAC GTGCTGGGCT CTGCTGCTGG CCGCCGCTT
651 CCTCTGTGAC AGCTGTAGCG CTTACC GGT CGCGCATTTG GTGAGCAAGG
701 GAGAGGAGCT GTTCACCGGG GTGGTGCCCA TCCTGGTCGA GCTGGACGGC
751 GACGTAAACG GCCACAAGTT CAGCGTGTCC GGCGAGGGCG AGGGCGATGC
801 CACCTACGGC AAGCTGACCC TGAAGTTCAT CTGCACCACC GGCAAGCTGC
851 CCGTGCCCTG GCCCACCTC GTGACCACCT TCGGCTACGG CCTGCAGTGC
901 TTCGCCCGCT ACCCCGACCA CATGAAGCAG CACGACTTCT TCAAGTCCGC
951 CATGCCCGAA GGCTACGTCC AGGAGCGCAC CATCTTCTTC AAGGACGACG
1001 GCAACTACAA GACCCGCGCC GAGGTGAAGT TCGAGGGCGA CACCCTGGTG
1051 AACCGCATCG AGCTGAAGGG CATCGACTTC AAGGAGGACG GCAACATCCT
1101 GGGGCACAAG CTGGAGTACA ACTACAACAG CCACAACGTC TATATCATGG
1151 CCGACAAGCA GAAGAACGGC ATCAAGGTGA ACTTCAAGAT CCGCCACAAC
1201 ATCGAGGACG GCAGCGTGCA GCTCGCCGAC CACTACCAGC AGAACACCCC
1251 CATCGGCGAC GGCCCCGTGC TGCTGCCCGA CAACCACTAC CTGAGCTACC
1301 AGTCCGCCCT GAGCAAAGAC CCCAACGAGA AGCGCGATCA CATGGTCCTT
1351 AAGGAGTTCG TGACCGCCGC CGGGATCACT CTCGGCATGG ACGAGCTGTA
1401 CAAGTCCGGA CTCAGATCTC GAGCTCAAGC TTCGAATTCT GGCTCAGGGT
1451 CCGTGACACG CCCACGTATT TGTCGTCTTC TGGGCGGCAC CCTTGGTGCC
1501 CTAGAACTGC TTCGGCCTTA GGATCCACCG GATCTAGATA ACTGATCATA
1551 ATCAGCCATA CCACATTTGT AGAGGTTTTA CTTGCTTTAA AAAACCTCCC
1601 ACACCTCCCC CTGAACCTGA AACATAAAAT GAATGCAATT GTTGTGTGTA
1651 ACTTGTTTTAT TGCAGCTTAT AATGGTTACA AATAAAGCAA TAGCATCACA
1701 AATTTACAAA ATAAAGCATT TTTTTCCTG CATTCTAGTT GTGGTTTGTC
1751 CAAACTCATC AATGTATCTT AACGCGTAAA TTGTAAGCGT TAATATTTTG
1801 TTAATAATTCG CGTTAAATTT TTGTTAAATC AGCTCATTTT TTAACCAATA
1851 GGCCGAAATC GGCAAATCC CTTATAAATC AAAAGAATAG ACCGAGATAG
1901 GGTTGAGTGT TGTTCAGTT TGGAACAAGA GTCCACTATT AAAGAACGTG
1951 GACTCCAACG TCAAAGGGCG AAAAACCGTC TATCAGGGCG ATGGCCCACT
2001 ACGTGAACCA TCACCCTAAT CAAGTTTTTTT GGGGTCGAGG TGCCGTAAAG
2051 CACTAAATCG GAACCCTAAA GGGAGCCCC GATTTAGAGC TTGACGGGGA
2101 AAGCCGGCGA ACGTGGCGAG AAAGGAAGGG AAGAAAGCGA AAGGAGCGGG
2151 CGCTAGGGCG CTGGCAAGTG TAGCGGTCAC GCTGCGCGTA ACCACCACAC
2201 CCGCCGCGCT TAATGCGCCG CTACAGGGCG CGTCAGGTGG CACTTTTTCGG
2251 GGAAATGTGC GCGGAACCCC TATTTGTTTA TTTTCTAAA TACATTCAAA
2301 TATGTATCCG CTCATGAGAC AATAACCCTG ATAAATGCTT CAATAATATT
2351 GAAAAAGGAA GAGTCCTGAG GCGGAAAGAA CCAGCTGTGG AATGTGTGTC

```

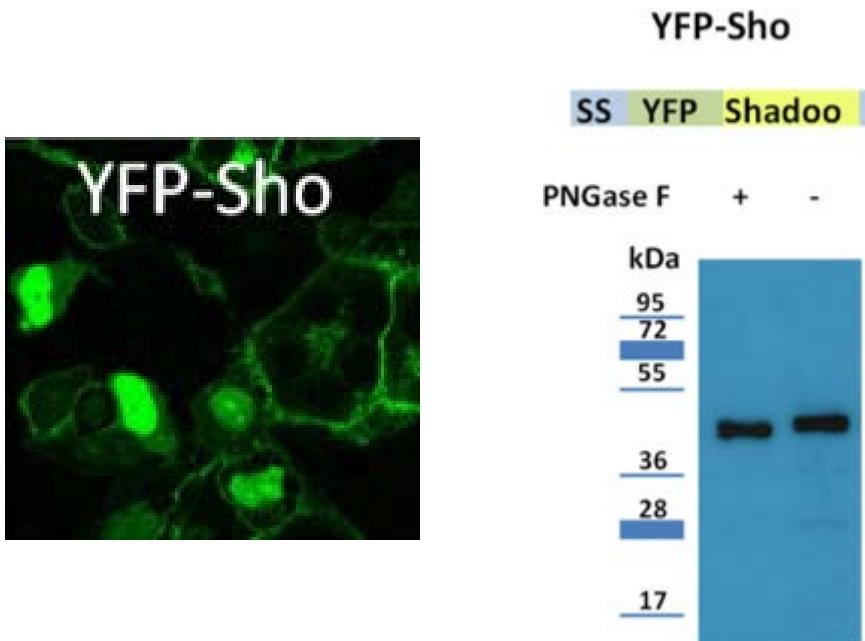


2401 AGTTAGGGTG TGGAAAGTCC CCAGGCTCCC CAGCAGGCAG AAGTATGCAA  
2451 AGCATGCATC TCAATTAGTC AGCAACCAGG TGTGGAAAGT CCCCAGGCTC  
2501 CCCAGCAGGC AGAAGTATGC AAAGCATGCA TCTCAATTAG TCAGCAACCA  
2551 TAGTCCCGCC CCTAACTCCG CCCATCCCGC CCCTAACTCC GCCCAGTTCC  
2601 GCCCATTCTC CGCCCCATGG CTGACTAATT TTTTTTATTT ATGCAGAGGC  
2651 CGAGGCCGCC TCGGCCTCTG AGCTATTCCA GAAGTAGTGA GGAGGCTTTT  
2701 TTGGAGGCCCT AGGCTTTTGC AAAGATCGAT CAAGAGACAG GATGAGGATC  
2751 GTTTCGCATG ATTGAACAAG ATGGATTGCA CGCAGGTTCT CCGGCCGCTT  
2801 GGGTGGAGAG GCTATTCGGC TATGACTGGG CACAACAGAC AATCGGCTGC  
2851 TCTGATGCCG CCGTGTTCCG GCTGTCAGCG CAGGGGCGCC CGGTTCTTTT  
2901 TGTCAAGACC GACCTGTCCG GTGCCCTGAA TGAAGTCAA GACGAGGCAG  
2951 CGCGGCTATC GTGGCTGGCC ACGACGGGCG TTCCTTGCGC AGCTGTGCTC  
3001 GACGTTGTCA CTGAAGCGGG AAGGGACTGG CTGCTATTGG GCGAAGTGCC  
3051 GGGGCAGGAT CTCCTGTCAT CTCACCTTGC TCCTGCCGAG AAAGTATCCA  
3101 TCATGGCTGA TGCAATGCGG CGGCTGCATA CGCTTGATCC GGCTACCTGC  
3151 CCATTCGACC ACCAAGCGAA ACATCGCATC GAGCGAGCAC GTACTCGGAT  
3201 GGAAGCCGGT CTTGTGATC AGGATGATCT GGACGAAGAG CATCAGGGGC  
3251 TCGCGCCAGC CGAACTGTTC GCCAGGCTCA AGGCGAGCAT GCCCGACGGC  
3301 GAGGATCTCG TCGTGACCCA TGGCGATGCC TGCTTGCCGA ATATCATGGT  
3351 GGAAAATGGC CGCTTTTCTG GATTCATCGA CTGTGGCCGG CTGGGTGTGG  
3401 CGGACCGCTA TCAGGACATA GCGTTGGCTA CCCGTGATAT TGCTGAAGAG  
3451 CTTGGCGGCG AATGGGCTGA CCGTTTCTC GTGCTTTACG GTATCGCCGC  
3501 TCCCGATTCTG CAGCGCATCG CTTTCTATCG CTTTCTTGAC GAGTCTTCT  
3551 GAGCGGGACT CTGGGGTTCG AAATGACCGA CCAAGCGACG CCCAACCTGC  
3601 CATCACGAGA TTTTCGATTCC ACCGCCGCT TCTATGAAAG GTTGGGCTTC  
3651 GGAATCGTTT TCCGGGACGC CGGCTGGATG ATCCTCCAGC GCGGGGATCT  
3701 CATGCTGGAG TTCTTCGCC ACCCTAGGGG GAGGCTAACT GAAACACGGA  
3751 AGGAGACAAT ACCGGAAGGA ACCCGCGCTA TGACGGCAAT AAAAAGACAG  
3801 AATAAAACGC ACGGTGTTGG GTCGTTTGT CATAAACGCG GGGTTCGGTC  
3851 CCAGGGCTGG CACTCTGTG ATACCCCACC GAGACCCCAT TGGGGCCAAT  
3901 ACGCCCGCGT TTCTTCCTTT TCCCACCCC ACCCCCAAG TTCGGGTGAA  
3951 GGCCAGGGC TCGCAGCCAA CGTCGGGGCG GCAGGCCCTG CCATAGCCTC  
4001 AGGTTACTCA TATATACTTT AGATTGATTT AAAACTTCAT TTTTAATTTA  
4051 AAAGGATCTA GGTGAAGATC CTTTTTGATA ATCTCATGAC CAAAATCCCT  
4101 TAACGTGAGT TTTTCGTTCCA CTGAGCGTCA GACCCCGTAG AAAAGATCAA  
4151 AGGATCTTCT TGAGATCCTT TTTTCTGCG CGTAATCTGC TGCTTGCAA  
4201 CAAAAAACC ACCGCTACCA GCGGTGTTT GTTTGCCGGA TCAAGAGCTA  
4251 CCAACTCTTT TTCCGAAGGT AACTGGCTTC AGCAGAGCGC AGATACCAA  
4301 TACTGTCTT CTAGTGTAGC CGTAGTTAGG CCACCACTTC AAGAACTCTG  
4351 TAGCACCGCC TACATACCTC GCTCTGCTAA TCCTGTTACC AGTGGCTGCT  
4401 GCCAGTGGCG ATAAGTCGTG TCTTACCGGG TTGGACTCAA GACGATAGTT  
4451 ACCGGATAAG GCGCAGCGGT CGGGCTGAAC GGGGGGTTTCG TGCACACAGC  
4501 CCAGCTTGGA GCGAACGACC TACACCGAAC TGAGATACCT ACAGCGTGAG  
4551 CTATGAGAAA GCGCCACGCT TCCCGAAGGG AGAAAGGCGG ACAGGTATCC  
4601 GGTAAGCGGC AGGGTCCGAA CAGGAGAGCG CACGAGGGAG CTTCCAGGGG  
4651 GAAACGCCTG GTATCTTTAT AGTCCTGTG GGTTCGCCA CCTCTGACTT  
4701 GAGCGTCGAT TTTTGTGATG CTCGTGAGG GGGCGGAGCC TATGGAAAA  
4751 CGCCAGCAAC GCGGCCTTTT TACGGTCTC GGCCTTTTGC TGGCCTTTTG  
4801 CTCACATGTT CTTTCTGCG TTATCCCCTG ATTCTGTGGA TAACCGTATT  
4851 ACCGCCATGC AT

**Expresszálódó fehérje szekvenciája:**

MNWTAAATCWALLLAAAFLCDSALPVAHLVSKGEELFTGVVPIIIVELDGDVNGHKFSVSGEGEGDA  
 TYGKLTLKFICTTGKLPVPWPTLVTTFGYGLQCFARYPDHMKQHDFFKSAMPEGYVQERTIFFKDDG  
 NYKTRAEVKFEGDTLVNRIELKGIDFKEDGNILGHKLEYNYNSHNVYIMADKQKNGIKVNFKIRHNI  
 EDGSVQLADHYQQNTPIGDGPVLLPDNHLYLSYQSALS KDPNEKRDMVLKEFVTAAGITLGMDELYK  
 SGLRSRAQASNSGSGSVHSPRICLLLGGTLGALELLRP

**Tranziens transzekciót követően HeLa sejtekben a konstrukció lokalizációja kokonfokális mikroszkóppal és westen blot képe**



## CMV-SV40-NLS-GFP-B-Gal plazmid információs adatlap

Katalógusszám: GD/PL/0049



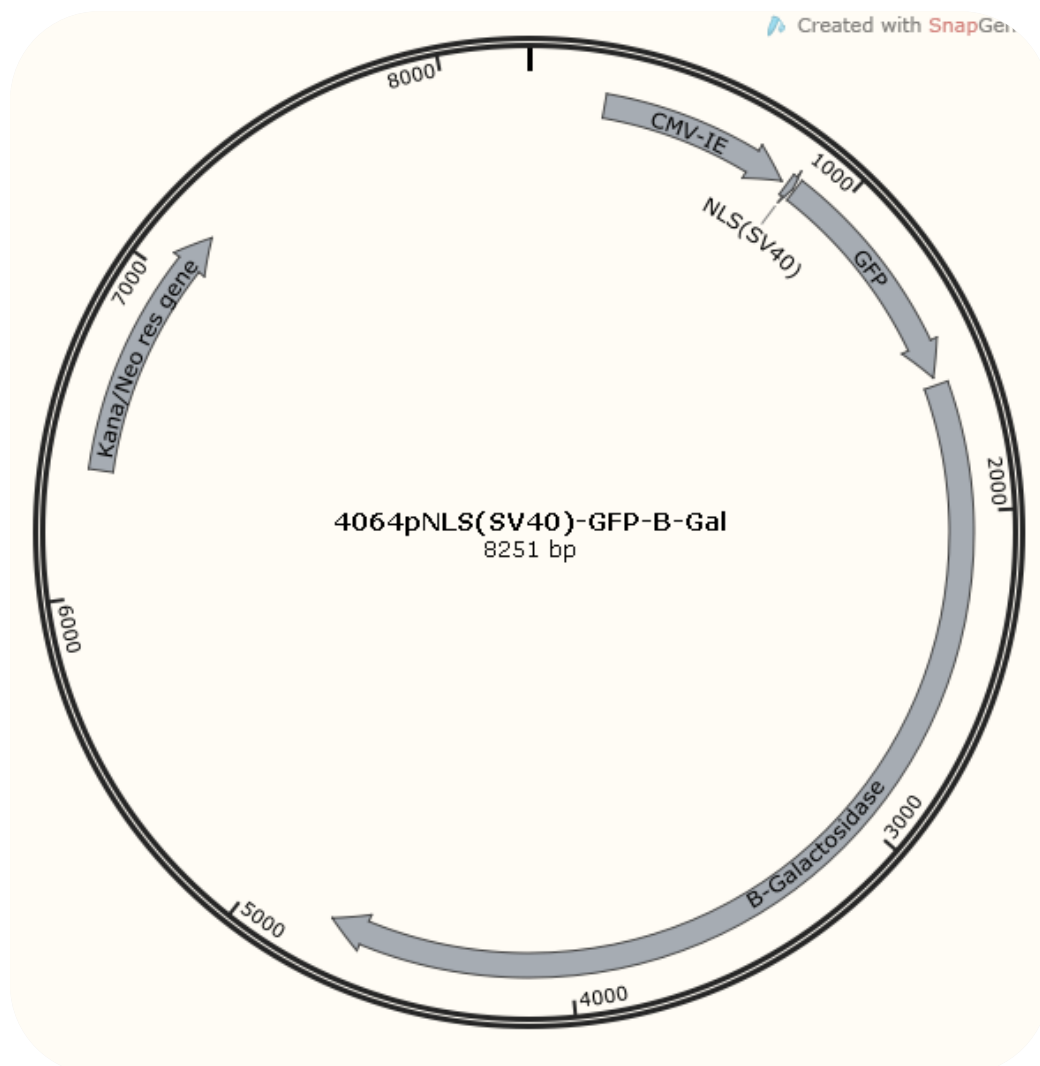
**Leírás:** NLS(SV40)-GFP-B-galactosidase fehérjét kifejező vektor

**Méret:** 8251 bp

**Plazmid:** EGFP emlős expressziós vektor

**Rezisztencia marker:** Kanamicin / Neomicin

**Plazmid térkép:**



Plazmid szekvencia:

CGAGGGAGCTTCCAGGGGAAACGCCTGGTATCTTTATAGTCCTGTCGGGTTTCGCCACCTCTGACT  
TGAGCGTCGATTTTTGTGATGCTCGTCAGGGGGCGGAGCCTATGGAAAAACGCCAGCAACGCGGCC  
TTTTTACGGTTCCTGGCCTTTTGTGCTGGCCTTTTGTGCTCACATGTTCTTTTCTGCGTTATCCCCTGATT  
CTGTGGATAACCGTATTACCGCCATGCATTAGTTATTAATAGTAATCAATTACGGGGTCATTAGTTC  
ATAGCCCATATATGGAGTTCGCGGTTACATAACTTACGGTAAATGGCCCGCCTGGCTGACCGCCAA  
CGACCCCGCCATTGACGTCAATAATGACGTATGTTCCCATAGTAACGCCAATAGGGACTTTCCAT  
TGACGTCAATGGGTGGAGTATTTACGGTAAACTGCCACTTGGCAGTACATCAAGTGTATCATATGC  
CAAGTACGCCCCCTATTGACGTCAATGACGGTAAATGGCCCGCCTGGCATTATGCCCAGTACATGAC  
CTTATGGGACTTTCTACTTTGGCAGTACATCTACGTATTAGTCATCGCTATTACCATGGTGATGCGG  
TTTTGGCAGTACATCAATGGGCGTGGATAGCGGTTTGACTCACGGGGATTTCCAAGTCTCCACCCCA  
TTGACGTCAATGGGAGTTTGTTTTGGCACCAAATCAACGGGACTTTCCAAAATGTCGTAACAACCTC  
CGCCCCATTGACGCAAATGGGCGGTAGGCGTGTACGGTGGGAGGTCTATATAAGCAGAGCTGGTTTA  
GTGAACCGTCAGATCCGCTAGCGCTCGACCATGGACCCAAAAAGAAACGAAAAGTAGCTAGAATGG  
TGAGCAAGGGCGAGGAGCTGTTACACGGGGTGGTGCCCATCCTGGTTCGAGCTGGACGGCGACGTA  
CGGCCACAAGTTCAGCGTGTCCGGCGAGGGCGAGGGCGATGCCACCTACGGCAAGCTGACCCTGAAG  
TTCATCTGCACCACCGCAAGCTGCCCGTGCCTGGCCACCCTCGTGACCACCCTGACCTACGGCG  
TGCAGTGCTTACGCCGCTACCCCGACCACATGAAGCAGCAGACTTCTTCAAGTCCGCCATGCCCGA  
AGGCTACGTCCAGGAGCGCACCATCTTCTTCAAGGACGACGGCAACTACAAGACCCGCGCCGAGGTG  
AAGTTCGAGGGCGACACCCTGGTGAACCGCATCGAGCTGAAGGGCATCGACTTCAAGGAGGACGGCA  
ACATCCTGGGGCACAAGCTGGAGTACAACACTACAACAGCCACAACGTCTATATCATGGCCGACAAGCA  
TAAGAACGGCATCAAGGTGAACCTTCAAGATCCGCCACAACATCGAGGACGGCAGCGTGCAGCTCGCC  
GACCACTACCAGCAGAACACCCCATCGGGCAGCGCCCGTGTGCTGCTGCCCGACAACCCTACCTGA  
GCACCAGTCCGCCCTGAGCAAAGACCCCAACGAGAAGCGCGATCACATGGTCTGCTGGAGTTCGT  
GACCGCCGCGGGATCACTCTCGGCATGGACGAGCTGTACAGGAAGCTTCGAATTCTGCAGTCGACG  
GTACCGGTGGGTGAAGACCAGAAACAGCACCTCGAACTGAGCCGCGATATTGCCCAGCGTTTCAACG  
CGCTGTATGGCGAGATCGATCCCGTCTGTTTTACAACGTCTGTGACTGGGAAAACCCCTGGCGTTACCCA  
ACTTAATCGCCTTGCAGCACATCCCCCTTTCCGCGAGCTGGCGTAATAGCGAAGAGGCCCGCACCGAT  
CGCCCTTCCCAACAGTTGCGCAGCCTGAATGGCGAATGGCGCTTTGCCTGGTTTCCGGCACCAGAAG  
CGGTGCCGGAAGCTGGCTGGAGTGCATCTTCTGAGGCCGATACTGTGCTCGTCCCTCAAACCTG  
GCAGATGCACGGTTACGATGCGCCCATCTACACCAACGTGACCTATCCCATTACGGTCAATCCGCCG  
TTTGTTCACCGGAGAATCCGACGGGTTGTTACTCGCTCACATTTAATGTTGATGAAAGCTGGCTAC  
AGGAAGGCCAGACGCGAATTAATTTTTGATGGCGTTAACTCGGCGTTTCATCTGTGGTGCAACGGGCG  
CTGGGTGGTTACGGCCAGGACAGTCGTTTGCCGCTGAATTTGACCTGAGCGCATTTTTTACGCGCC  
GGAGAAAACCGCCTCGCGGTGATGGTGCTGCGCTGGAGTGACGGCAGTTATCTGGAAGATCAGGATA  
TGTGGCGGATGAGCGGCATTTTCCGTGACGTCTCGTTGCTGCATAAACCGACTACACAAATCAGCGA  
TTTCCATGTTGCCACTCGCTTTAATGATGATTTAGCCGCGCTGTACTGGAGGCTGAAGTTCAGATG  
TGCGGCGAGTTGCGTGACTACCTACGGGTAACAGTTTCTTTATGGCAGGGTGA AACGCAGGTCGCCA  
GCGGCACCGCGCCTTTCCGGCGGTGAAATTATCGATGAGCGTGGTGGTTATGCCGATCGCGTCACACT  
ACGTCTGAACGTCGAAAACCCGAAACTGTGGAGCGCCGAAATCCCGAATCTCTATCGTGCGGTGGTT  
GAACTGCACACCGCCGACGGCAGCTGATTGAAGCANAAGCCTGCGATGTCGGTTTCCGCGAGGTGC  
GGATTGAAAATGGTCTGCTGCTGCTGAACGGCAAGCCGTTGCTGATTTCGAGGCGTTAACCGTACGA  
GCATCATCCTCTGCATGGTCAGGTCATGGATGAGCAGACGATGGTGCAGGATATCCTGCTGATGAAG  
CAGAACAACTTTAACGCCGTGCGCTGTTTCGATTATCCGAACCATCCGCTGTGGTACACGCTGTGCG  
ACCGCTACGGCCTGTATGTGGTGGATGAAGCCAATATTGAAACCCACGGCATGGTGCCAATGAATCG  
TCTGACCGATGATCCGCGCTGGCTACCGGCGATGAGCGAACGCGTAACGCGAATGGTGCAGCGCGAT  
CGTAATCACCCGAGTGTGATCATCTGGTCTGGGGAATGAATCAGGCCACGGCGCTAATCACGACG  
CGCTGTATCGCTGGATCAAATCTGTCGATCCTTCCCGCCGGTGCAGTATGAAGGCGGCGGAGCCGA

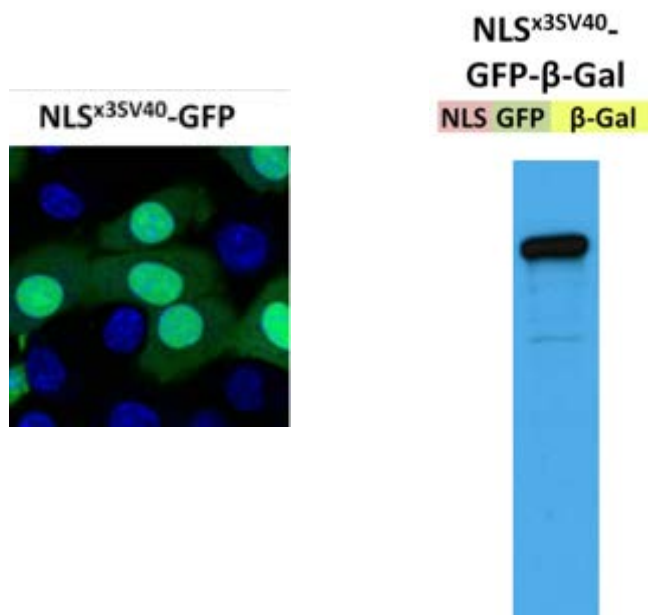


CACCACGGCCACCGATATTATTTGCCCGATGTACGCGCGCGTGGATGAAGACCAGCCCTTCCCGGCT  
GTGCCGAAATGGTCCATCAAAAAATGGCTTTCGCTACCTGGAGAGACGCGCCCGCTGATCCTTTGCG  
AATACGCCACGCGATGGGTAACAGTCTTGGCGGTTTCGCTAAATACTGGCAGGCGTTTCGTCAGTA  
TCCCCGTTTACAGGGCGGCTTCGTCTGGGACTGGGTGGATCAGTCGCTGATTAAATATGATGAAAAC  
GGCAACCCGTGGTTCGGCTTACGGCGGTGATTTTGGCGATACGCCGAACGATCGCCAGTTCTGTATGA  
ACGGTCTGGTCTTTGCCGACCGCACGCCGCATCCAGCGCTGACGGAAGCAAAACACCAGCAGCAGTT  
TTTCCAGTTCCGTTTATCCGGGCAAACCATCGAAGTGACCAGCGAATACCTGTTCCGTCATAGCGAT  
AACGAGCTCCTGCACTGGATGGTGGCGCTGGATGGTAAGCCGCTGGCAAGCGGTGAAGTGCCTCTGG  
ATGTCGCTCCACAAGGTAAACAGTTGATTGAACTGCCTGAACTACCGCAGCCGGAGAGCGCCGGGCA  
ACTCTGGCTCACAGTACGCGTAGTGCAACCGAACGCGACCGCATGGTCAGAAGCCGGGCACATCAGC  
GCCTGGCAGCAGTGGCGTCTGGCGGAAAACCTCAGTGTGACGCTCCCCGCCGCGTCCACGCCATCC  
CGCATCTGACCACCAGCGAAAATGGATTTTTGCATCGAGCTGGGTAATAAGCGTTGGCAATTTAACCG  
CCAGTCAGGCTTCTTTCACAGATGTGGATTGGCGATAAAAAACAACCTGCTGACGCCGCTGCGCGAT  
CAGTTCACCCGTGCACCGCTGGATAACGACATTGGCGTAAGTGAAGCGACCCGCATTGACCCTAACG  
CCTGGGTGCAACGCTGGAAGGCGGCGGGCCATTACCAGGCCGAAGCAGCGTTGTTGCAGTGCACGGC  
AGATACACTTGCTGATGCGGTGCTGATTACGACCGCTCACGCGTGGCAGCATCAGGGGAAAACCTTA  
TTTATCAGCCGAAAACCTACCGGATTGATGGTAGTGGTCAAATGGCGATTACCGTTGATGTTGAAG  
TGGCGAGCGATAACCGCATCCGGCGCGGATTGGCTGAACTGCCAGCTGGCGCAGGTAGCAGAGCG  
GGTAAACTGGCTCGGATTAGGGCCGCAAGAAAACCTATCCCGACCGCCTTACTGCCGCCTGTTTTGAC  
CGCTGGGATCTGCCATTGTGACACATGTATAACCCGTACGTCTTCCCGAGCGAAAACGGTCTGCGCT  
GCGGGACGCGCGAATTGAATTATGGCCCACACCAGTGGCGCGGCGACTTCCAGTTCAACATCAGCCG  
CTACAGTCAACAGCAACTGATGGAAACAGCCATCGCCATCTGCTGCACGCGGAAGAAGGCACATGG  
CTGAATATCGACGGTTCCATATGGGGATTGGTGGCGACGACTCCTGGAGCCCGTCAGTATCGGGCGG  
AATTCAGCTGAGCGCCGGTTCGCTACCATTACCAGTTGGTCTGGTGTCAAAAATAATAAACCAGG  
CAGGCCATGTCTGCCCGTATTTTCGCGTAAGGAAATCATTATGTACTATTTAAAAAACACAACTTT  
TGGATGTTCCGTTTATTCTTTTTCTTTTACTTTTTTATCATGGGAGCCTACTTCCCGTTTTTCCCGA  
TTTGGCTACATGACATCAACCATATCAGCAAAAGTGATACGGGTATTATTTTTGCCGCTATTTCTCT  
GTTCTCGCTATTATTCCAACCGCTGTTTGGTCTGCTTTCTGACAACTCGGAACTTGTTTATTGCAG  
CTTATAATGGTTACAAATAAAGCAATAGCATCACAAATTTACAAATAAAGCATTTTTTTCACTGCA  
TTCAGTGTGGTTTTGTCCAAACTCATCAATGTATCTTATCATGTCTGGATCCACCGGATCTAGATA  
ACTGATCATAATCAGCCATAACCATTTGTAGAGGTTTTACTTTGCTTTAAAAAACCTCCACACCTC  
CCCCTGAACCTGAAACATAAAAATGAATGCAATTGTTGTTGTTAACTTGTTTATTGCAGCTTATAATG  
GTTACAAATAAAGCAATAGCATCACAAATTTACAAATAAAGCATTTTTTTCACTGCATTCTAGTTG  
TGTTTTGTCCAAACTCATCAATGTATCTTAAACGCGTAAATTGTAAGCGTTAATATTTTTGTTAAAATT  
CGCGTTAAATTTTTGTTAAATCAGCTCATTTTTTTAACCAATAGGCCGAAATCGGCAAAATCCCTTAT  
AAATCAAAGAATAGACCGAGATAGGGTTGAGTGTGTTCCAGTTTGGAACAAGAGTCCACTATTAA  
AGAACGTGGACTCCAACGTCAAAGGGCGAAAAACCGTCTATCAGGGCGATGGCCACTACGTGAACC  
ATCACCTAATCAAGTTTTTTTTGGGGTTCGAGGTGCCGTAAAGCACTAAATCGGAACCTAAAGGGAGC  
CCCCGATTTAGAGCTTGACGGGAAAGCCGGCGAACGTGGCGAGAAAGGAAGGGAAGAAAGCGAAAG  
GAGCGGGCGCTAGGGCGCTGGCAAGTGTAGCGGTACGCTGCGCGTAACCACCACACCCGCCGCGCT  
TAATGCGCCGCTACAGGGCGCGTCAGGTGGCACTTTTCGGGGAAATGTGCGCGGAACCCCTATTTGT  
TTATTTTTCTAAATACATTCAAATATGTATCCGCTCATGAGACAATAACCCTGATAAATGCTTCAAT  
AATATTGAAAAGGAAGAGTCTGAGGCGGAAAGAACCAGCTGTGGAATGTGTGTGAGTTAGGGTGT  
GGAAAGTCCCAGGCTCCCAGCAGGCAGAAGTATGCAAAGCATGCATCTCAATTAGTCAGCAACCA  
GGTGTGGAAGTCCCAGGCTCCCAGCAGGCAGAAGTATGCAAAGCATGCATCTCAATTAGTCAGC  
AACCATAGTCCCGCCCCTAACCTCCGCCCATCCCGCCCCTAACCTCCGCCCAGTTCCGCCCATTTCTCCG  
CCCATGGCTGACTAATTTTTTTTTATTTATGACAGAGGCCGAGGCCGCTCGGCCTCTGAGCTATTCC  
AGAAGTAGTGAGGAGGCTTTTTTGGAGGCTTAGGCTTTTGCAAAGATCGATCAAGAGACAGGATGAG  
GATCGTTTTCGCATGATTGAACAAGATGGATTGCACGCGAGTTCTCCGGCCGCTTGGGTGGAGAGGCT  
ATTCGGCTATGACTGGGCACAACAGACAATCGGCTGCTCTGATGCCGCCGTGTTCCGGCTGTCAGCG



CAGGGGCGCCCGGTTCTTTTTGTCAAGACCGACCTGTCCGGTGCCCTGAATGAACTGCAAGACGAGG  
 CAGCGCGGCTATCGTGGCTGGCCACGACGGGCGTTCCTTGCGCAGCTGTGCTCGACGTTGTCCTGA  
 AGCGGGAAGGGACTGGCTGCTATTGGGCGAAGTGCCGGGGCAGGATCTCCTGTCATCTCACCTTGCT  
 CCTGCCGAGAAAGTATCCATCATGGCTGATGCAATGCGGGCGGCTGCATACGCTTGATCCGGCTACCT  
 GCCATTTCGACCACCAAGCGAAACATCGCATCGAGCGAGCACGTACTCGGATGGAAGCCGGTCTTGT  
 CGATCAGGATGATCTGGACGAAGAGCATCAGGGGCTCGCGCCAGCCGAACTGTTCCGCCAGGCTCAAG  
 GCGAGCATGCCCGACGGCGAGGATCTCGTCGTGACCCATGGCGATGCCTGCTTGCCGAATATCATGG  
 TGGAAAATGGCCGCTTTTCTGGATTTCATCGACTGTGGCCGGCTGGGTGTGGCGGACCGCTATCAGGA  
 CATAGCGTTGGCTACCCGTGATATTGCTGAAGAGCTTGGCGGCGAATGGGCTGACCGCTTCCCTCGTG  
 CTTTACGGTATCGCCGCTCCCGATTTCGAGCGCATCGCCTTCTATCGCCTTCTTGACGAGTTCTTCT  
 GAGCGGGACTCTGGGGTTCGAAATGACCGACCAAGCGACGCCCAACCTGCCATCACGAGATTTTCGAT  
 TCCACCGCCGCTTCTATGAAAGGTTGGGCTTCGGAATCGTTTTCCGGGACGCCGGCTGGATGATCC  
 TCCAGCGCGGGGATCTCATGCTGGAGTTCTTCGCCACCCTAGGGGGAGGCTAACTGAAACACGGAA  
 GGAGACAATAACCGGAAGGAACCCGCGCTATGACGGCAATAAAAAGACAGAATAAACGCACGGTGT  
 GGGTCGTTTTGTTTCATAAACCGGGGTTCCGGTCCCAGGGCTGGCACTCTGTGATACCCCACCGAGAC  
 CCCATTGGGGCCAATACGCCCGCGTTTCTTCCTTTTCCCCACCCACCCCAAGTTCCGGTGAAGG  
 CCCAGGGCTCGCAGCCAACGTGGGGCGGCAGGCCCTGCCATAGCCTCAGGTTACTCATATATACTT  
 TAGATTGATTTAAACTTCATTTTTAATTTAAAAGGATCTAGGTGAAGATCCTTTTTGATAATCTCA  
 TGACCAAATCCCTTAACGTGAGTTTTCGTTCCACTGAGCGTCAGACCCCGTAGAAAAGATCAAAGG  
 ATCTTCTTGAGATCCTTTTTTTCTGCGGTAATCTGCTGCTTGCAAACAAAAAACACCGCTACCA  
 GCGGTGGTTTTGTTTCCGGATCAAGAGCTACCAACTTTTTTCCGAAGGTAAGTGGCTTCAGCAGAG  
 CGCAGATACCAAATACTGTCTTCTAGTGTAGCCGTAGTTAGGCCACCACTTCAAGAACTCTGTAGC  
 ACCGCTACATACCTCGCTCTGCTAATCCTGTTACCAGTGGCTGCTGCCAGTGGCGATAAGTCGTGT  
 CTTACCGGGTTGGACTCAAGACGATAGTTACCGGATAAGGCGCAGCGGTGGGCTGAACGGGGGGT  
 CGTGCACACAGCCAGCTTGGAGCGAACGACCTACCCGAACTGAGATACTACAGCGTGAGCTATG  
 AGAAAGCGCCACGCTTCCCGAAGGGAGAAAGGCGGACAGGTATCCGGTAAGCGGCAGGGTCGGAACA  
 GGAGAGCGCA

Tranziens transzekciót követően HeLa sejtekben a konstrukció lokalizációja kokonfokális mikroszkóppal és westen blot képe



## CMV-Qki5-NLS-GFP plazmid információs adatlap

Katalógusszám: GD/PL/0050



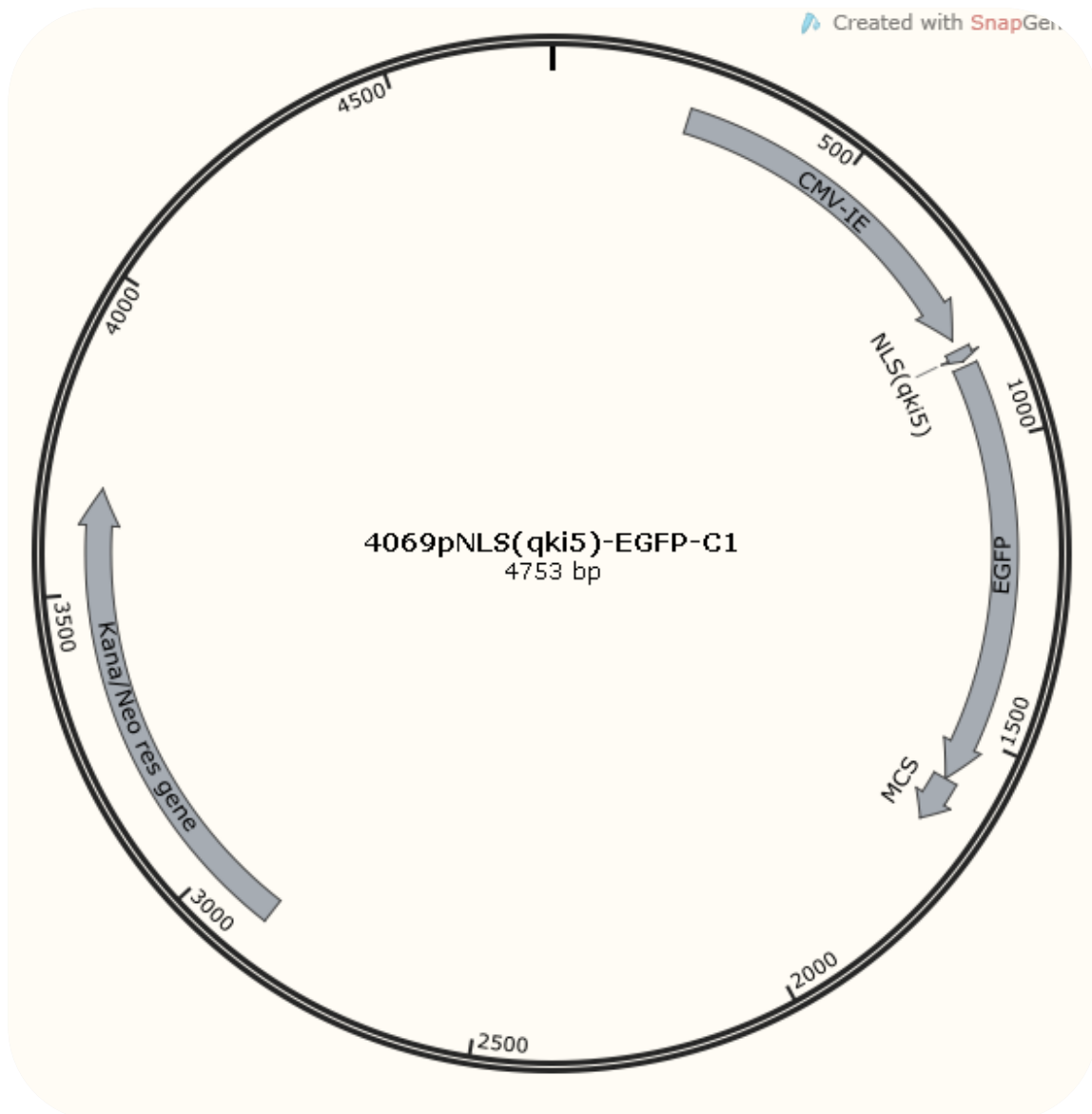
**Leírás:** NLS(qki5)-GFP fehérjét kifejező vektor

**Méret:** 4753 bp

**Plazmid:** EGFP emlős expressziós vektor

**Rezisztencia marker:** Kanamicin / Neomicin

**Plazmid térkép:**



Plazmid szekvencia:

CGAGGGAGCTTCCAGGGGAAACGCCTGGTATCTTTATAGTCCTGTCGGGTTTCGCCACCTCTGACT  
TGAGCGTCGATTTTTGTGATGCTCGTCAGGGGGCGGAGCCTATGGAAAAACGCCAGCAACGCGGCC  
TTTTTACGGTTCCTGGCCTTTTGTGCTGGCCTTTTGTGCTCACATGTTCTTTTCTGCGTTATCCCCTGATT  
CTGTGGATAACCGTATTACCGCCATGCATTAGTTATTAATAGTAATCAATTACGGGGTCATTAGTTC  
ATAGCCCATATATGGAGTTCGCGGTTACATAACTTACGGTAAATGGCCCGCCTGGCTGACCGCCCAA  
CGACCCCGCCATTGACGTCAATAATGACGTATGTTCCCATAGTAACGCCAATAGGGACTTTCCAT  
TGACGTCAATGGGTGGAGTATTTACGGTAAACTGCCCACTTGGCAGTACATCAAGTGTATCATATGC  
CAAGTACGCCCCCTATTGACGTCAATGACGGTAAATGGCCCGCCTGGCATTATGCCCAGTACATGAC  
CTTATGGGACTTTCTACTTGGCAGTACATCTACGTATTAGTCATCGCTATTACCATGGTGATGCGG  
TTTTGGCAGTACATCAATGGGCGTGGATAGCGGTTTGACTCACGGGGATTTCCAAGTCTCCACCCCA  
TTGACGTCAATGGGAGTTTGTTTTGGCACCAAATCAACGGGACTTTCCAATAATGTCGTAACAACCTC  
CGCCCCATTGACGCAAATGGGCGGTAGGCGTGTACGGTGGGAGGTCTATATAAGCAGAGCTGGTTTA  
GTGAACCGTCAGATCCGCTAGCGCTCGACCATGCGTGTCCATCCATACCAAAGGGCTAGAATGGTGA  
GCAAGGGCGAGGAGCTGTTACCGGGGTGGTGCCCATCCTGGTTCGAGCTGGACGGCGACGTAAACGG  
CCACAAGTTCAGCGTGTCCGGCGAGGGCGAGGGCGATGCCACCTACGGCAAGCTGACCCTGAAGTTC  
ATCTGCACCACCGCAAGCTGCCCGTGCCTGGCCACCCTCGTGACCACCCTGACCTACGGCGTGC  
AGTGCTTCAGCCGCTACCCCGACCACATGAAGCAGCAGACTTCTTCAAGTCCGCCATGCCCGAAGG  
CTACGTCCAGGAGCGCACCATCTTCTTCAAGGACGACGGCAACTACAAGACCCGCGCCGAGGTGAAG  
TTCGAGGGCGACACCCTGGTGAACCGCATCGAGCTGAAGGGCATCGACTTCAAGGAGGACGGCAACA  
TCTGGGGCACAAGCTGGAGTACAACTACAACAGCCACAACGTCTATATCATGGCCGACAAGCATAA  
GAACGGCATCAAGGTGAACCTTCAAGATCCGCCACAACATCGAGGACGGCAGCGTGCAGCTCGCCGAC  
CACTACCAGCAGAACACCCCATCGGCGACGGCCCGTGTGCTGCCGACAACCCTACCTGAGCA  
CCCAGTCCGCCCTGAGCAAAGACCCCAACGAGAAGCGCGATCACATGGTCTGCTGGAGTTCGTGAC  
CGCCGCGGGATCACTCTCGGCATGGACGAGCTGTACAAGTCCGGACTCAGATCTCGAGCTCAAGCT  
TCGAATTCGTCAGTCGACGGTACCGCGGGCCCGGGATCCACCGGATCTAGATAACTGATCATAATCA  
GCCATACCACATTTGTAGAGGTTTTACTTGTCTTAAAAAACCTCCACACCTCCCCCTGAACCTGAA  
ACATAAAATGAATGCAATTGTTGTTGTTAACTTGTATTATGCAGCTTATAATGGTTACAAATAAAGC  
AATAGCATCACAAATTTACAAATAAAGCATTTTTTTCACTGCATTCTAGTTGTGGTTTTGTCCAAAC  
TCATCAATGTATCTTAACGCGTAAATGTAAGCGTTAATATTTTTGTTAAATTCGCGTTAAATTTTT  
GTTAAATCAGCTCATTTTTTAACCAATAGGCCGAAATCGGCAAAATCCCTTATAAATCAAAGAATA  
GACCGAGATAGGTTGAGTGTGTTCCAGTTTGGAAACAAGAGTCCACTATTAAGAACGTGGACTCC  
AACGTCAAAGGGCGAAAACCGTCTATCAGGGCGATGGCCCACTACGTGAACCATCACCTAATCAA  
GTTTTTTGGGGTCGAGGTGCCGTAAAGCACTAAATCGGAACCCTAAAGGGAGCCCCCGATTTAGAGC  
TTGACGGGGAAAGCCGGCGAACGTGGCGAGAAAGGAAGGGAAGAAAGCGAAAGGAGCGGGCGCTAGG  
GCGCTGGCAAGTGTAGCGGTACGCTGCGGTAACCACCACCCCGCCGCGCTTAATGCGCCGCTAC  
AGGGCGGTCAGGTGGCACTTTTCGGGGAAATGTGCGCGGAACCCCTATTTGTTTATTTTTCTAAAT  
ACATTCAAATATGTATCCGCTCATGAGACAATAACCCTGATAAATGCTTCAATAATATTGAAAAGG  
AAGAGTCTGAGGCGGAAAGAACCAGCTGTGGAATGTGTGTGAGTTAGGGTGTGGAAAGTCCCAGG  
CTCCCAGCAGGCAGAAGTATGCAAAGCATGCATCTCAATTAGTCAGCAACCAGGTGTGGAAAGTCC  
CCAGGCTCCCAGCAGGCAGAAGTATGCAAAGCATGCATCTCAATTAGTCAGCAACCATAGTCCCGC  
CCCTAACTCCGCCCATCCCGCCCTAACTCCGCCAGTTCCGCCATTCTCCGCCCATGGCTGACT  
AATTTTTTTTATTTATGCAGAGGCCGAGGCCCTCGGCCTCTGAGCTATTCAGAAGTAGTGAGGA  
GGCTTTTTTGGAGGCCTAGGCTTTTGGCAAAGATCGATCAAGAGACAGGATGAGGATCGTTTTGCATG  
ATTGAACAAGATGGATTGCACGCAGGTTCTCCGGCCGCTTGGGTGGAGAGGCTATTCCGGCTATGACT  
GGGCACAACAGACAATCGGCTGCTCTGATGCCGCCGTGTTCCGGCTGTCAGCGCAGGGGCGCCCGGT  
TCTTTTTTGTCAAGACCGACCTGTCCGGTGCCTGAATGAACTGCAAGACGAGGCAGCGCGGCTATCG  
TGGCTGGCCACGACGGGCGTTCTTTCGCGAGCTGTGCTCGACGTTGTCACTGAAGCGGGAAGGGACT

```

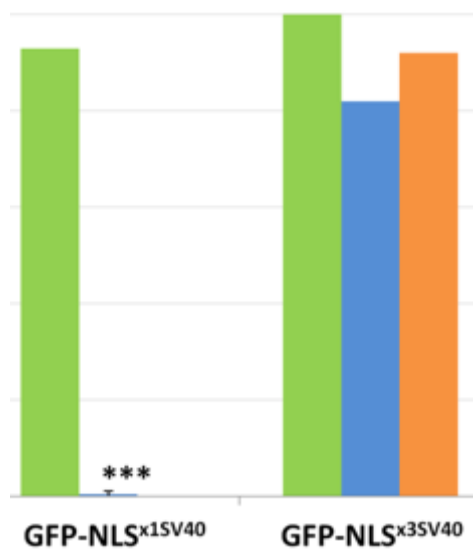
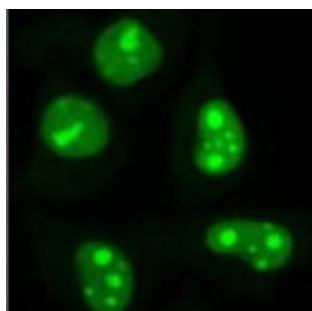
GGCTGCTATTGGGCGAAGTGCCGGGGCAGGATCTCCTGTGTCATCTCACCTTGCTCCTGCCGAGAAAGT
ATCCATCATGGCTGATGCAATGCGGGCGGCTGCATACGCTTGATCCGGCTACCTGCCCATTCGACCAC
CAAGCGAAACATCGCATCGAGCGAGCACGTA CT CGGATGGAAGCCGGTCTTGTCGATCAGGATGATC
TGGACGAAGAGCATCAGGGGCTCGCGCCAGCCGAAC T GTTCGCCAGGCTCAAGGCGAGCATGCCCGA
CGGCGAGGATCTCGTCGTGACCCATGGCGATGCCTGCTTGCCGAATATCATGGTGGAAAATGGCCGC
TTTTCTGGATTCATCGACTGTGGCCGGCTGGGTGTGGCGGACCGCTATCAGGACATAGCGTTGGCTA
CCCGTGATATTGCTGAAGAGCTTGGCGGGCGAATGGGCTGACCGCTTCCTCGTGCTTTACGGTATCGC
CGTCCCGATTTCGCAGCGCATCGCCTTCTATCGCCTTCTTGACGAGTTCTTCTGAGCGGGACTCTGG
GGTTCGAAATGACCGACCAAGCGACGCCAACCTGCCATCACGAGATTTGATTCCACCGCCGCCTT
CTATGAAAGGTTGGGCTTCGGAATCGTTTTCCGGGACGCCGGCTGGATGATCCTCCAGCGCGGGGAT
CTCATGCTGGAGTTCTTCGCCACCCTAGGGGGAGGCTAACTGAAACACGGAAGGAGACAATACCGG
AAGGAACCCGCGCTATGACGGCAATAAAAAGACAGAATAAAACGCACGGTGTGGGTGCTTTGTTCA
TAAACGCGGGGTTCCGGTCCCAGGGCTGGCACTCTGTGATACCCACCGAGACCCCATTTGGGGCAA
TACGCCCGCGTTTCTTCTTTTCCCACCCCAAGTTCCGGGTGAAGGCCAGGGCTCGCAG
CCAACGTCGGGGCGGCAGGCCCTGCCATAGCCTCAGGTTACTCATATATACTTTAGATTGATTTAAA
ACTTCATTTTTTAATTTAAAAGGATCTAGGTGAAGATCCTTTTTTGATAATCTCATGACCAAATCCCT
TAACGTGAGTTTTCGTTCCTACTGAGCGTCAGACCCCGTAGAAAAGATCAAAGGATCTTCTTGAGATC
CTTTTTTTCTGCGCGTAATCTGCTGCTTGCAAACAAAAAACCCAGCTACCAGCGGTGGTTTTGTTT
GCCGGATCAAGAGCTACCAACTCTTTTTCCGAAGGTAAC T GGCTTCAGCAGAGCGCAGATACCAAAT
ACTGTCCTTCTAGTGTAGCCGTAGTTAGGCCACCAC T TCAAGAACTCTGTAGCACCGCTACATACC
TCGCTCTGCTAATCCTGTTACCAGTGGCTGCTGCCAGTGGCGATAAGTCGTGTCTTACCGGGTTGGA
CTCAAGACGATAGTTACCGGATAAGGCGCAGCGGTCCGGGCTGAACGGGGGGTTTCGTGCACACAGCCC
AGTTGGAGCGAACGACCTACACCGAACTGAGATACCTACAGCGTGAGCTATGAGAAAGCGCCACGC
TTCCCGAAGGGAGAAAGGCGGACAGGTATCCGGTAAGCGGCAGGGTCGGAACAGGAGAGCGCA

```

**Tranziens transzfekeiót követően HeLa sejtekben a konstrukció lokalizációja kokonfokális mikroszkóppal**

NLS-gfp

Aktív vs. Passzív transzport



## CMV-SV40-NLS-GFP plazmid információk adatlap

Katalógusszám: GD/PL/0051



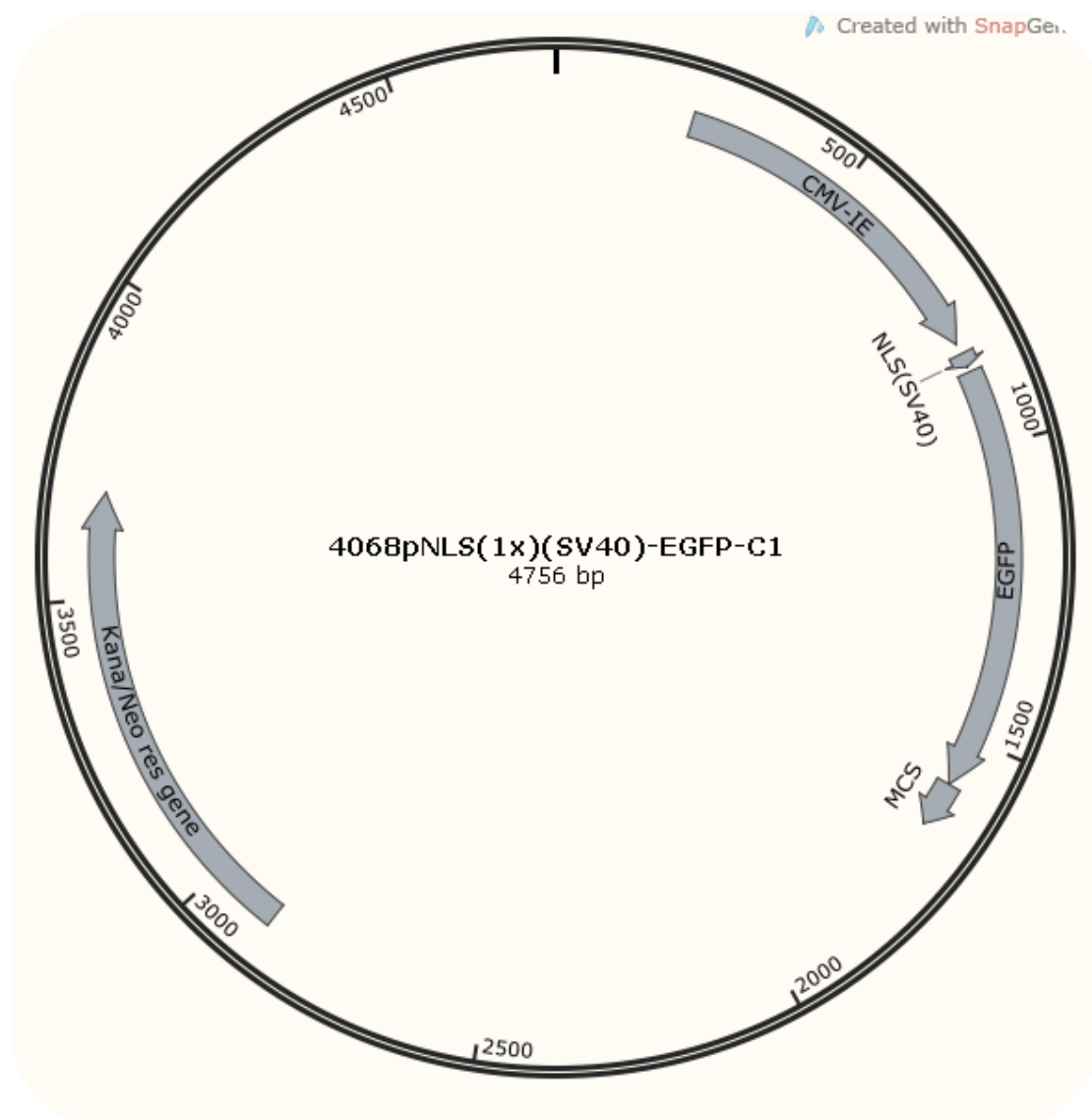
**Leírás:** NLS(SV40)-GFP fehérjét kifejező vektor

**Méret:** 4756 bp

**Plazmid:** EGFP emlős expressziós vektor

**Rezisztencia marker:** Kanamicin / Neomicin

**Plazmid térkép:**

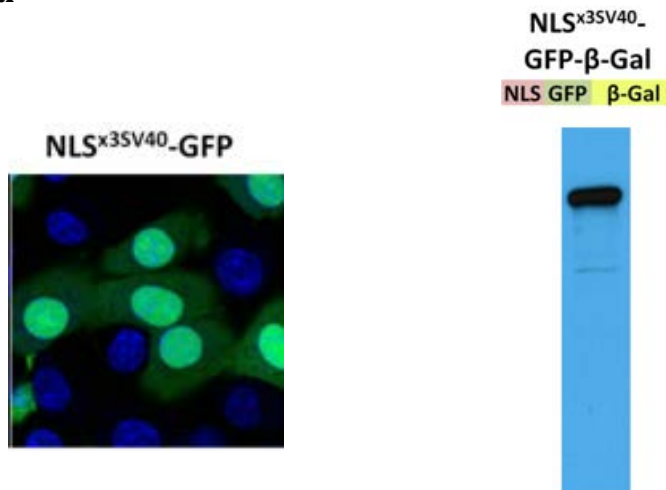


Plazmid szekvencia:

CGAGGGAGCTTCCAGGGGAAACGCCTGGTATCTTTATAGTCCTGTCTGGGTTTCGCCACCTCTGACT  
TGAGCGTCGATTTTTGTGATGCTCGTCAGGGGGCGGAGCCTATGGAAAACGCCAGCAACGCGGCC  
TTTTTACGGTTCCTGGCCTTTTGCTGGCCTTTTGCTCACATGTTCTTTCCTGCGTTATCCCCTGATT  
CTGTGGATAACCGTATTACCGCCATGCATTAGTTATTAATAGTAATCAATTACGGGGTCATTAGTTC  
ATAGCCCATATATGGAGTTCGCGGTTACATAACTTACGGTAAATGGCCCCGCTGGCTGACCGCCCAA  
CGACCCCGCCATTGACGTCAATAATGACGTATGTTCCCATAGTAACGCCAATAGGGACTTTCCAT  
TGACGTCAATGGGTGGAGTATTTACGGTAAACTGCCACTTGGCAGTACATCAAGTGTATCATATGC  
CAAGTACGCCCCCTATTGACGTCAATGACGGTAAATGGCCCCGCTGGCATTATGCCCAGTACATGAC  
CTTATGGGACTTTCCTACTTGGCAGTACATCTACGTATTAGTCATCGCTATTACCATGGTGATGCGG  
TTTTGGCAGTACATCAATGGGCGTGGATAGCGGTTTGACTCACGGGGATTTCGAAGTCTCCACCCCA  
TTGACGTCAATGGGAGTTTGTTTTGGCACCAAAATCAACGGGACTTTCAAAATGTCGTAACAACCTC  
CGCCCCATTGACGCAAATGGGCGGTAGGCGTGTACGGTGGGAGGTCTATATAAGCAGAGCTGGTTTA  
GTGAACCGTCAGATCCGCTAGCGCTCGACCATGGACCCAAAAAGAAACGAAAAGTAGCTAGAATGG  
TGAGCAAGGGCGAGGAGCTGTTACCCGGGGTGGTGCCCATCCTGGTCGAGCTGGACGGCGACGTAAA  
CGGCCACAAGTTCAGCGTGTCCGGCGAGGGCGAGGGCGATGCCACCTACGGCAAGCTGACCCTGAAG  
TTCATCTGCACCACCGCAAGCTGCCCGTGCCCTGGCCCACCCTCGTGACCACCCTGACCTACGGCG  
TGCAGTGCTTCAGCCGCTACCCCGACCACATGAAGCAGCAGACTTCTTCAAGTCCGCCATGCCCGA  
AGGCTACGTCCAGGAGCGCACCATCTTCTTCAAGGACGACGGCAACTACAAGACCCGCGCCGAGGTG  
AAGTTCGAGGGCGACACCCTGGTGAACCGCATCGAGCTGAAGGGCATCGACTTCAAGGAGGACGGCA  
ACATCCTGGGGCACAAGCTGGAGTACAACCTACAACAGCCACAACGTCTATATCATGGCCGACAAGCA  
TAAGAACGGCATCAAGGTGAACTTCAAGATCCGCCACAACATCGAGGACGGCAGCGTGCAGCTCGCC  
GACCACTACCAGCAGAACACCCCATCGGCGACGGCCCCGTGCTGCTGCCCGACAACCACTACCTGA  
GCACCCAGTCCGCCCTGAGCAAAGACCCCAACGAGAAGCGCGATCACATGGTCTGCTGGAGTTCGT  
GACCGCCGCCGGGATCACTCTCGGCATGGACGAGCTGTACAAGTCCGGACTCAGATCTCGAGCTCAA  
GCTTCGAATTCGACGTCGACGGTACCGCGGGCCCGGGATCCACCGGATCTAGATAACTGATCATAA  
TCAGCCATACCACATTTGTAGAGGTTTTACTTGCTTTAAAAAACCTCCCACACCTCCCCCTGAACCT  
GAAACATAAAATGAATGCAATTGTTGTTGTTAACTTGTTTATTGCAGCTTATAATGGTTACAAATAA  
AGCAATAGCATCACAAATTTACAAATAAAGCATTTTTTTTCACTGCATTCTAGTTGTGGTTTTGTCCA  
AACTCATCAATGTATCTTAACGCGTAAATTGTAAGCGTTAATATTTTGTAAAATTCGCGTTAAATT  
TTTGTAAAATCAGCTCATTTTTTAACCAATAGGCCGAAATCGGCAAAATCCCTTATAAATCAAAGA  
ATAGACCGAGATAGGGTTGAGTGTGTTCCAGTTTGAACAAGAGTCCACTATTAAGAAGCTGGAC  
TCCAACGTCAAAGGGCGAAAACCGTCTATCAGGGCGATGGCCACTACGTGAACCATCACCTAAT  
CAAGTTTTTTGGGGTTCGAGGTGCCGTAAGCACTAAATCGGAACCC'AAAAGGGAGCCCCGATTTAG  
AGCTTGACGGGGAAAGCCGGCGAACGTGGCGAGAAAGGAAGGAAAGGAAAGCGAAAGGAGCGGGCGCT  
AGGGCGCTGGCAAGTGTAGCGGTACGCTGCGCGTAACCACCACACCCGCGCGCTTAATGCGCCGC  
TACAGGGCGCGTCAGGTGGCACTTTTCGGGGAAATGTGCGCGGAACCCCTATTTGTTTATTTTTCTA  
AATACATTCAAATATGTATCCGCTCATGAGACAATAACCCTGATAAATGCTTCAATAATATTGAAA  
AGGAAGAGTCTGAGGCGGAAAGAACCAGCTGTGGAATGTGTGTGAGTTAGGGTGTGGAAAGTCCCC  
AGGCTCCCAGCAGGCAGAAGTATGCAAAGCATGCATCTCAATTAGTCAGCAACCAGGTGTGGAAAG  
TCCCAGGCTCCCAGCAGGCAGAAGTATGCAAAGCATGCATCTCAATTAGTCAGCAACCATAGTCC  
CGCCCCTA'ACTCCGCCATCCCGCCCCTAACTCCGCCAGTTCGCCCCATTTCTCGCCCCATGGCTG  
ACTAATTTTTTTTATTTATGCAGAGGCCGAGGCCGCTCGGCCTCTGAGCTATTCCAGAAGTAGTGA

GGAGGCTTTTTTGGAGGCCTAGGCTTTTGC AAAGATCGATCAAGAGACAGGATGAGGATCGTTTCGC  
 ATGATTGAACAAGATGGATTGCACGCAGGTTCTCCGGCCGCTTGGGTGGAGAGGCTATTTCGGCTATG  
 ACTGGGCACAACAGACAATCGGCTGCTCTGATGCCGCCGTGTTCCGGCTGTCAGCGCAGGGGCGCCC  
 GGTTCTTTTTGTCAAGACCGACCTGTCCGGTGCCCTGAATGAACTGCAAGACGAGGCAGCGCGGCTA  
 TCGTGGCTGGCCACGACGGGCGTTCCCTTGC GCAGCTGTGCTCGACGTTGTCACTGAAGCGGGAAGGG  
 ACTGGCTGCTATTGGGCGAAGTGCCGGGGCAGGATCTCCTGT CATCTCACCTTGCTCCTGCCGAGAA  
 AGTATCCATCATGGCTGATGCAATGCGGCGGCTGCATACGCTTGATCCGGCTACCTGCCCATTCGAC  
 CACCAAGCGAAACATCGCATCGAGCGAGCACGTACTCGGATGGAAGCCGGTCTTGTGATCAGGATG  
 ATCTGGACGAAGAGCATCAGGGGCTCGCGCCAGCCGAACTGTTCCGCCAGGCTCAAGGCGAGCATGCC  
 CGACGGCGAGGATCTCGTTCGTGACCCATGGCGATGCCTGCTTGCCGAATATCATGGTGGAAAATGGC  
 CGTTTTTCTGGATTTCATCGACTGTGGCCGGCTGGGTGTGGCGGACCGCTATCAGGACATAGCGTTGG  
 CTACCCGTGATATTGCTGAAGAGCTTGGCGGCGAATGGGCTGACCGCTTCCCTCGTGCTTTACGGTAT  
 CGCCGCTCCCGATTTCGCAGCGCATCGCCTTCTATCGCCTTCTTGACGAGTTCTTCTGAGCGGGACTC  
 TGGGGTTCGAAATGACCGACCAAGCGACGCCCAACCTGCCATCACGAGATTTGATTCCACCGCCGC  
 CTTCTATGAAAGTTGGGCTTCGGAATCGTTTTCCGGGACGCCGGCTGGATGATCCTCCAGCGCGGG  
 GATCTCATGCTGGAGTTCTTCGCCACCCTAGGGGGAGGCTAACTGAAACACGGAAGGAGACAATAC  
 CGGAAGGAACCCGCGCTATGACGGCAATAAAAAGACAGAATAAAACGCACGGTGTGGGGTCGTTTGT  
 TCATAAACCGGGGTTCCGTCCAGGGCTGGCACTCTGTGATACCCACCGAGACCCCATTTGGGGC  
 CAATACGCCCGCGTTTTCTTCTTTTCCCACCCACCCCCCAAGTTCGGGTGAAGGCCCAGGGCTCG  
 CAGCCAACGTCGGGGCGGCAGGCCCTGCCATAGCCTCAGGTTACTCATATATACTTTAGATTGATTT  
 AAAACTTCATTTTTTAATTTAAAAGGATCTAGGTGAAGATCCTTTTTTGATAATCTCATGACCAAATC  
 CCTTAACGTGAGTTTTTCGTTCCACTGAGCGTCAGACCCCGTAGAAAAGATCAAAGGATCTTCTTGAG  
 ATCCTTTTTTTCTGCGGTAATCTGCTGCTTGCAAACAAAAAACCCACCGCTACCAGCGGTGGTTTG  
 TTTGCCGATCAAGAGCTACCAACTCTTTTTCCGAAGGTAAGTGGCTTCAGCAGAGCGCAGATACCA  
 AATACTGTCCTTCTAGTGTAGCCGTAGTTAGGCCACCACTTCAAGAACTCTGTAGCACCGCTACAT  
 ACCTCGCTCTGCTAATCCTGTTACCAGTGGCTGCTGCCAGTGGCGATAAGTTCGTGTCTTACCGGGTT  
 GGA CTCAAGACGATAGTTACCGGATAAGGCGCAGCGGTCCGGGCTGAACGGGGGGTTTCGTGCACACAG  
 CCCAGCTTGAGCGAACGACCTACACCGAACTGAGATACCTACAGCGTGAGCTATGAGAAAGCGCCA  
 CGTTCCCGAAGGGAGAAAGGCGGACAGGTATCCGGTAAGC

Tranziens transzfekeciót követően HeLa sejtekben a konstrukció lokalizációja kokonfokális mikroszkóppal



CMV-(Rxxx)8-NLS-GFP-B-Gal plazmid információs adatlap

Katalógusszám: GD/PL/0052



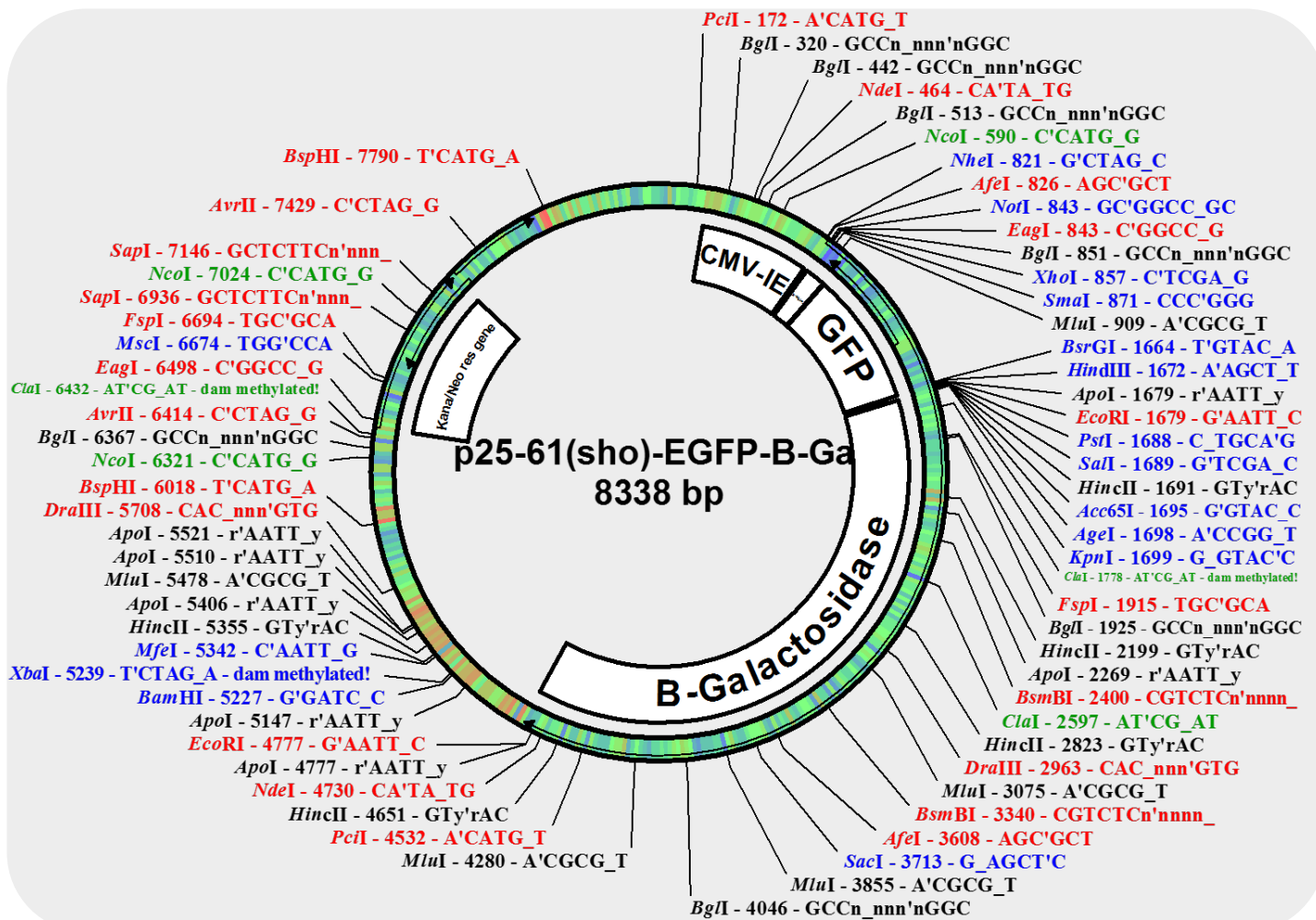
**Leírás:** 25-61(sho) – EGFP – β-Galactosidase fehérjét kifejező vektor

**Méret:** 8338 bp

**Plazmid:** EGFP emlős expressziós vektor

**Rezisztencia marker:** Kanamicin / Neomicin

**Plazmid térkép:**





Plazmid szekvencia:

```

1 CGAGGGAGCT TCCAGGGGGA AACGCCTGGT ATCTTTATAG TCCTGTCGGG
51 TTTTCGCCACC TCTGACTTGA GCGTCGATTT TTGTGATGCT CGTCAGGGGG
101 GCGGAGCCTA TGGAAAAACG CCAGCAACGC GGCCTTTTTTA CGGTTCCCTGG
151 CCTTTTGCTG GCCTTTTGCT CACATGTTCT TTCCTGCGTT ATCCCCTGAT
201 TCTGTGGATA ACCGTATTAC CGCCATGCAT TAGTTATTAA TAGTAATCAA
251 TTACGGGGTC ATTAGTTCAT AGCCCATATA TGGAGTTCG CGTTACATAA
301 CTTACGTAA ATGGCCCGCC TGGCTGACCG CCAACGACC CCCGCCATT
351 GACGTCAATA ATGACGTATG TTCCCATAGT AACGCCAATA GGGACTTTC
401 ATTGACGTCA ATGGGTGGAG TATTTACGGT AAAGTCCCA CTTGGCAGTA
451 CATCAAGTGT ATCATATGCC AAGTACGCCC CCTATTGACG TCAATGACGG
501 TAAATGGCCC GCCTGGCATT ATGCCAGTA CATGACCTTA TGGGACTTTC
551 CTACTTGGCA GTACATCTAC GTATTAGTCA TCGCTATTAC CATGGTGATG
601 CGGTTTGGC AGTACATCAA TGGGCGTGA TAGCGGTTG ACTCACGGGG
651 ATTTCCAAGT CTCCACCCCA TTGACGTCAA TGGGAGTTG TTTTGGCACC
701 AAAATCAACG GGACTTTCCA AAATGTCGTA ACAAATCCG CCCATTGACG
751 CAAATGGGCG GTAGGCGTGT ACGGTGGGAG GTCTATATA GCAGAGCTGG
801 TTTAGTGAAC CGTCAGATCC GCTAGCGCTC GACCATGAAG GCGGCGCGC
851 GAGGCGCTCG AGGCAGTGCC CGGGGGGTGC GCGGAGGTGC ACGCGGGGCA
901 TCAAGAGTAC GCGTAAGGCC GCGCCCCGC TACGGCTCCT CTCTGCGCGC
951 TAGAATGGTG AGCAAGGGCG AGGAGCTGTT CACCGGGGTG GTGCCCATCC
1001 TGGTCGAGCT GGACGGCGAC GTAAACGGCC ACAAGTTCAG CGTGTCCGGC
1051 GAGGGCGAGG GCGATGCCAC CTACGGCAAG CTGACCCTGA AGTTCATCTG
1101 CACCACCGGC AAGCTGCCCG TGCCCTGGCC CACCCTCGTG ACCACCCTGA
1151 CCTACGGCGT GCAGTGCTTC AGCCGCTACC CCGACCACAT GAAGCAGCAC
1201 GACTTCTTCA AGTCCGCCAT GCCCGAAGGC TACGTCCAGG AGCGCACCAT
1251 CTTCTTCAAG GACGACGGCA ACTACAAGAC CCGCGCCGAG GTGAAGTTCG
1301 AGGGCGACAC CCTGGTGAAC CGCATCGAGC TGAAGGGCAT CGACTTCAAG
1351 GAGGACGGCA ACATCCTGGG GCACAAGCTG GAGTACAACT ACAACAGCCA
1401 CAACGTCTAT ATCATGGCCG ACAAGCATAA GAACGGCATC AAGGTGAACT
1451 TCAAGATCCG CCACAACATC GAGGACGGCA GCGTGCAGCT CGCCGACCAC
1501 TACCAGCAGA ACACCCCAT CGGCGACGGC CCCGTGCTGC TGCCCGACAA
1551 CCACTACCTG AGCACCCAGT CCGCCCTGAG CAAAGACCCC AACGAGAAGC
1601 GCGATCACAT GGTCTGCTG GAGTTCGTGA CCGCCGCCGG GATCACTCTC
1651 GGCATGGACG AGCTGTACAG GAAGCTTCGA ATTCTGCAGT CGACGGTACC
1701 GGTGGGTGAA GACCAGAAAC AGCACCTCGA ACTGAGCCGC GATATTGCC
1751 AGCGTTTCAA CGCGCTGTAT GCGGAGATCG ATCCCGTCGT TTTACAACGT
1801 CGTACTGGG AAAACCCTGG CGTTACCCAA CTTAATCGCC TTGCAGCACA
1851 TCCCCCTTTC GCCAGCTGGC GTAATAGCGA AGAGGCCCGC ACCGATCGCC
1901 CTTCCCAACA GTTGCGCAGC CTGAATGGCG AATGGCGCTT TGCCTGGTTT
1951 CCGGACACAG AAGCGGTGCC GGAAAGCTGG CTGGAGTGC ATCTTCCTGA
2001 GGCCGATACT GTCGTCGTCC CCTCAAATG GCAGATGCAC GGTTACGATG
2051 CGCCCATCTA CACCAACGTG ACCTATCCCA TTACGGTCAA TCCGCCGTTT
2101 GTTCCACGG AGAATCCGAC GGGTTGTTAC TCGCTACAT TTAATGTTGA
2151 TGAAAGCTGG CTACAGGAAG GCCAGACGCG AATTATTTTT GATGGCGTTA
2201 ACTCGGCGTT TCATCTGTGG TGCAACGGGC GCTGGGTCCG TTACGGCCAG
2251 GACAGTCGTT TGCCGTCTGA ATTTGACCTG AGCGCATTTT TACGCGCCGG
2301 AGAAAACCGC CTCGCGGTGA TGGTGTGCG CTGGAGTGAC GGCAGTTATC
2351 TGGAAGATCA GGATATGTGG CGGATGAGCG GCATTTTCCG TGACGTCTCG
2401 TTGCTGCATA AACCAGTAC ACAAATCAGC GATTTCCATG TTGCCACTCG
2451 CTTTAATGAT GATTTAGCC GCGCTGTACT GGAGGCTGAA GTTCAGATGT
2501 GCGGCGAGTT GCGTGACTAC CTACGGGTAA CAGTTTCTTT ATGGCAGGGT
2551 GAAACGCAGG TCGCCAGCGG CACCGCGCCT TTCGGCGGTG AAATTATCGA
2601 TGAGCGTGGT GGTATGCCC ATCGCGTCAC ACTACGTCTG AACGTGAAA

```



2651 ACCCGAAACT GTGGAGCGCC GAAATCCCGA ATCTCTATCG TCGGGTGGTT  
2701 GAACTGCACA CCGCCGACGG CACGCTGATT GAAGCANAAG CCTGCGATGT  
2751 CGGTTTCCGC GAGGTGCGGA TTGAAAATGG TCTGCTGCTG CTGAACGGCA  
2801 AGCCGTTGCT GATTCGAGGC GTTAACCGTC ACGAGCATCA TCCTCTGCAT  
2851 GGTCAGGTCA TGGATGAGCA GACGATGGTG CAGGATATCC TGCTGATGAA  
2901 GCAGAACAAC TTTAACGCCG TGCCTGTTC GCATTATCCG AACCATCCGC  
2951 TGTGGTACAC GCTGTGCGAC CGTACGGCC TGTATGTGGT GGATGAAGCC  
3001 AATATTGAAA CCCACGGCAT GGTGCCAATG AATCGTCTGA CCGATGATCC  
3051 GCGCTGGCTA CCGGCGATGA GCGAACCGGT AACGCGAATG GTGCAGCGCG  
3101 ATCGTAATCA CCCGAGTGTG ATCATCTGGT CGCTGGGGAA TGAATCAGGC  
3151 CACGGCGCTA ATCACGACGC GCTGTATCGC TGGATCAAAT CTGTGATCC  
3201 TTCCCGCCCG GTGCAGTATG AAGGCGGCGG AGCCGACACC ACGGCCACCG  
3251 ATATTATTTG CCCGATGTAC GCGCGCGTGG ATGAAGACCA GCCCTTCCCG  
3301 GCTGTGCCGA AATGTTCCAT CAAAAAATGG CTTTCGCTAC CTGGAGAGAC  
3351 GCGCCCGCTG ATCCTTTGCG AATACGCCCA CGCGATGGGT AACAGTCTTG  
3401 GCGGTTTTCG TAAATACTGG CAGGCGTTTC GTCAGTATCC CCGTTTACAG  
3451 GCGGCTTCG TCTGGGACTG GGTGGATCAG TCGCTGATTA AATATGATGA  
3501 AAACGGCAAC CCGTGGTCCG CTTACGGCGG TGATTTTGGC GATACGCCGA  
3551 ACGATCGCCA GTTCTGTATG AACGGTCTGG TCTTTGCCGA CCGCACGCCG  
3601 CATCCAGCGC TGACGGAAGC AAAACACCAG CAGCAGTTTT TCCAGTCCG  
3651 TTTATCCGGG CAAACCATCG AAGTGACCAG CGAATACCTG TTCCGTGATA  
3701 GCGATAACGA GCTCCTGCAC TGGATGGTGG CGCTGGATGG TAAGCCGCTG  
3751 GCAAGCGGTG AAGTGCCTCT GGATGTCGCT CCACAAGGTA AACAGTTGAT  
3801 TGAAGTGCCT GAACTACCGC AGCCGGAGAG CGCCGGGCAA CTCTGGCTCA  
3851 CAGTACGCGT AGTGCAACCG AACGCGACCG CATGGTCAGA AGCCGGGCAC  
3901 ATCAGCGCCT GGCAGCAGTG GCGTCTGGCG GAAAACCTCA GTGTGACGCT  
3951 CCCC GCCCG TCCCACGCCA TCCCGCATCT GACCACCAGC GAAATGGATT  
4001 TTTGCATCGA GCTGGGTAAT AAGCGTTGGC AATTTAACCG CCAGTCAGGC  
4051 TTTCTTTCAC AGATGTGGAT TGGCGATAAA AAACAACCTG TGACGCCGCT  
4101 GCGCGATCAG TTCACCCGTG CACCGCTGGA TAACGACATT GCGGTAAGTG  
4151 AAGCGACCCG CATTGACCCT AACGCCTGGG TCGAACGCTG GAAGGCGGCG  
4201 GGCCATTACC AGGCCGAAGC AGCGTTGTTG CAGTGCACGG CAGATACACT  
4251 TGCTGATGCG GTGCTGATTA CGACCGCTCA CGCGTGGCAG CATCAGGGGA  
4301 AAACCTTATT TATCAGCCGG AAAACCTACC GGATTGATGG TAGTGGTCAA  
4351 ATGGCGATTA CCGTTGATGT TGAAGTGGCG AGCGATACAC CGCATCCGGC  
4401 GCGGATTGGC CTGAACTGCC AGCTGGCGCA GGTAGCAGAG CGGGTAAACT  
4451 GGCTCGGATT AGGGCCGCAA GAAAACCTATC CCGACCGCCT TACTGCCGCC  
4501 TGTTTTGACC GCTGGGATCT GCCATTGTCA GACATGTATA CCCCCTACGT  
4551 CTTCCCGAGC GAAAACGGTC TGCCTGCGG GACGCGCGAA TTGAATTATG  
4601 GCCCACACCA GTGGCGCGGC GACTTCCAGT TCAACATCAG CCGCTACAGT  
4651 CAACAGCAAC TGATGGAAC CAGCCATCGC CATCTGCTGC ACGCGGAAGA  
4701 AGGCACATGG CTGAATATCG ACGTTTTCCA TATGGGGATT GGTGGCGACG  
4751 ACTCCTGGAG CCCGTCAGTA TCGGCGGAAT TCCAGCTGAG CGCCGGTCGC  
4801 TACCATTACC AGTTGGTCTG GTGTCAAAAA TAATAATAAC CGGGCAGGCC  
4851 ATGTCTGCC GTATTTGCGG TAAGGAAATC CATTATGTAC TATTTAAAAA  
4901 ACACAAACTT TTGGATGTTT GGTTTATTCT TTTTCTTTTA CTTTTTATC  
4951 ATGGGAGCCT ACTTCCCGTT TTTCCCGATT TGGCTACATG ACATCAACCA  
5001 TATCAGCAAA AGTGATACGG GTATTATTTT TGCCGCTATT TCTCTGTTCT  
5051 CGCTATTATT CCAACCGCTG TTTGGTCTGC TTTCTGACAA ACTCGGAACT  
5101 TGTTTATTGC AGCTTATAAT GGTTACAAAT AAAGCAATAG CATCACAAT  
5151 TTCACAAATA AAGCATTTTT TTCCTGCAT TCTAGTTGTG GTTTGTCCAA  
5201 ACTCATCAAT GTATCTTATC ATGCTGGAT CCACCGGATC TAGATAACTG  
5251 ATCATAATCA GCCATACCAC ATTTGTAGAG GTTTTACTTG CTTTAAAAAA  
5301 CCTCCACAC CTCCCCCTGA ACCTGAAACA TAAAATGAAT GCAATTGTTG  
5351 TTGTTAACTT GTTTATTGCA GCTTATAATG GTTACAAATA AAGCAATAGC



5401 ATCACAAATT TCACAAATAA AGCATTTTTT TCACTGCATT CTAGTTGTGG  
5451 TTTGTCCAAA CTCATCAATG TATCTTAACG CGTAAATTGT AAGCGTTAAT  
5501 ATTTTGTAA AATTCGCGTT AAATTTTTGT TAAATCAGCT CTTTTTTAA  
5551 CCAATAGGCC GAAATCGGCA AAATCCCTTA TAAATCAAAA GAATAGACCG  
5601 AGATAGGGTT GAGTGTGTGTT CCAGTTTGGA ACAAGAGTCC ACTATTAAG  
5651 AACGTGGACT CCAACGTCAA AGGGCGAAAA ACCGTCTATC AGGGCGATGG  
5701 CCCACTACGT GAACCATCAC CCTAATCAAG TTTTTTGGGG TCGAGGTGCC  
5751 GTAAAGCACT AAATCGGAAC CCTAAAGGGA GCCCCCGATT TAGAGCTTGA  
5801 CGGGGAAAGC CGGCGAACGT GGCAGAAAAG GAAGGGAAGA AAGCGAAAAG  
5851 AGCGGGCGCT AGGGCGCTGG CAAGTGTAGC GGTACGCTG CGCGTAAACCA  
5901 CCACACCCGC CGCGCTTAAT GCGCCGCTAC AGGGCGCGTC AGGTGGCACT  
5951 TTTCCGGGAA ATGTGCGCGG AACCCCTATT TGTTTATTTT TCTAAATACA  
6001 TTCAAATATG TATCCGCTCA TGAGACAATA ACCCTGATAA ATGCTTCAAT  
6051 AATATTGAAA AAGGAAGAGT CCTGAGGCGG AAAGAACCAG CTGTGGAATG  
6101 TGTGTCAGTT AGGGTGTGGA AAGTCCCCAG GCTCCCCAGC AGGCAGAAGT  
6151 ATGCAAAGCA TGCATCTCAA TTAGTCAGCA ACCAGGTGTG GAAAGTCCCC  
6201 AGGCTCCCCA GCAGGCAGAA GTATGCAAAG CATGCATCTC AATTAGTCAG  
6251 CAACCATAGT CCCGCCCTA ACTCCGCCCA TCCCGCCCTT AACTCCGCC  
6301 AGTTCCGCC ATTCTCCGCC CCATGGCTGA CTAATTTTTT TTATTTATGC  
6351 AGAGGCCGAG GCCGCCTCGG CCTCTGAGCT ATTCCAGAAG TAGTGAGGAG  
6401 GCTTTTTTGG AGGCCTAGGC TTTTGCAAAG ATCGATCAAG AGACAGGATG  
6451 AGGATCGTTT CGCATGATTG AACAAAGATGG ATTGCACGCA GGTTCCTCCGG  
6501 CCGCTTGGGT GGAGAGGCTA TTCGGCTATG ACTGGGCACA ACAGACAATC  
6551 GGCTGCTCTG ATGCCGCCGT GTTCCGGCTG TCAGCGCAGG GGCGCCCGGT  
6601 TCTTTTTTGT C AAGACCGACC TGTCCGGTGC CCTGAATGAA CTGCAAGACG  
6651 AGGCAGCGCG GCTATCGTGG CTGGCCACGA CGGGCGTTCC TTGCGCAGCT  
6701 GTGCTCGACG TTGTCACTGA AGCGGAAGG GACTGGCTGC TATTGGGCGA  
6751 AGTGCCGGGG CAGGATCTCC TGTCATCTCA CTTTGCTCCT GCCGAGAAAG  
6801 TATCCATCAT GGCTGATGCA ATGCGGCGGC TGCATACGCT TGATCCGGCT  
6851 ACCTGCCCAT TCGACCACCA AGCGAAACAT CGCATCGAGC GAGCACGTAC  
6901 TCGGATGGAA GCCGGTCTTG TCGATCAGGA TGATCTGGAC GAAGAGCATC  
6951 AGGGGCTCGC GCCAGCCGAA CTGTTCCGCA GGCTCAAGGC GAGCATGCCC  
7001 GACGGCGAGG ATCTCGTCGT GACCCATGGC GATGCCTGCT TGCCGAATAT  
7051 CATGGTGGAA AATGGCCGCT TTTCTGGATT CATCGACTGT GGCCGGCTGG  
7101 GTGTGGCGGA CCGCTATCAG GACATAGCGT TGGCTACCCG TGATATTGCT  
7151 GAAGAGCTTG GCGGCGAATG GGCTGACCGC TTCCTCGTGC TTTACGGTAT  
7201 CGCCGCTCCC GATTCGCAGC GCATCGCCTT CTATCGCCTT CTTGACGAGT  
7251 TCTTCTGAGC GGGACTCTGG GGTTCGAAAT GACCGACCAA GCGACGCCCA  
7301 ACCTGCCATC ACGAGATTTT GATTCCACCG CCGCCTTCTA TGAAAGGTTG  
7351 GGCTTCGGAA TCGTTTTCCG GGACGCCGGC TGGATGATCC TCCAGCGCGG  
7401 GGATCTCATG CTGGAGTTCT TCGCCACCC TAGGGGGAGG CTAACTGAAA  
7451 CACGGAAGGA GACAATACCG GAAGGAACCC GCGCTATGAC GGCAATAAAA  
7501 AGACAGAATA AAACGCACGG TGTGGGTCG TTTGTTTATA AACCGGGGT  
7551 TCGGTCCCAG GGCTGGCACT CTGTCGATAC CCCACCGAGA CCCATTGGG  
7601 GCCAATACGC CCGGTTTTCT TCCTTTTTCC CACCCACCC CCCAAGTTCG  
7651 GGTGAAGGCC CAGGGCTCGC AGCCAACGTC GGGCGGCAG GCCCTGCCAT  
7701 AGCCTCAGGT TACTCATATA TACTTTAGAT TGATTTAAAA CTTTATTTT  
7751 AATTTAAAAG GATCTAGGTG AAGATCCTTT TTGATAATCT CATGACCAAA  
7801 ATCCCTTAAC GTGAGTTTTT GTTCCACTGA GCGTCAGACC CCGTAGAAAA  
7851 GATCAAAGGA TCTTCTTGAG ATCCTTTTTT TCTGCGCGTA ATCTGCTGCT  
7901 TGCAAACAAA AAAACCACCG CTACCAGCGG TGGTTTGTGTT GCCGGATCAA  
7951 GAGCTACCAA CTCTTTTTCC GAAGGTAACT GGCTTCAGCA GAGCGCAGAT  
8001 ACCAAATACT GTCCCTTCTAG TGTAGCCGTA GTTAGGCCAC CACTTCAAGA  
8051 ACTCTGTAGC ACCGCCTACA TACCTCGCTC TGCTAATCCT GTTACCAGTG  
8101 GCTGCTGCCA GTGGCGATAA GTCGTGTCTT ACCGGGTTGG ACTCAAGACG

```

8151 ATAGTTACCG GATAAGGCGC AGCGGTCGGG CTGAACGGGG GGTTCGTGCA
8201 CACAGCCCAG CTTGGAGCGA ACGACCTACA CCGAACTGAG ATACCTACAG
8251 CGTGAGCTAT GAGAAAGCGC CACGCTTCCC GAAGGGAGAA AGGCGGACAG
8301 GTATCCGGTA AGCGGCAGGG TCGGAACAGG AGAGCGCA

```

Tranziens transzekciót követően HeLa sejtekben a konstrukció lokalizációja kokonfokális mikroszkóppal és westen blot képe

